

Stand: 29/09

Wide input range 1:3
 Case style: DIP24

INDUSTRIAL DC/DC Converters base insulation

3 Watt
 Series: CRW3

RCC / PWM - regulated to various EN/UL/CSA-regulations for those converters voltage on either input/output-voltage higher than 60VDC less than 120VDC

Electrical specifications:

Input voltage: wide input 1:3
 Output voltage accuracy: +/- 3%
 Line regulation: +/- 0,2%
 Load regulation: +/- 1%
 Ambient temperature: -40°C to +71°C
 Operating temperature: max. +105°C

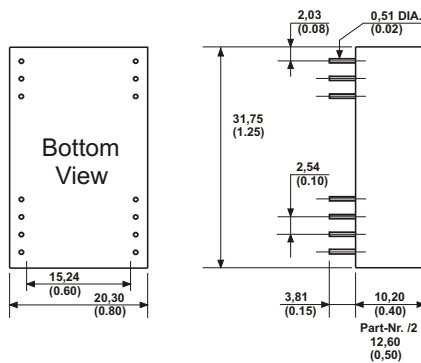
Efficiency: min. 65%
 Output Ripple & Noise: typ. 50mVp-p
 short circuit protection: fully protected
 Insulation test voltage: 1000V DC
 Part-Nr. /7 1500V DC
 Part-Nr. /2 3000V DC
 Case material: polycarbonate
 Part-Nr. /4 Output Power 4Watt
 Part-Nr. /5 External -In & -OUT/COM connection allowed

CAUTION: NO INPUT POLARITY CHANGE ALLOWED!

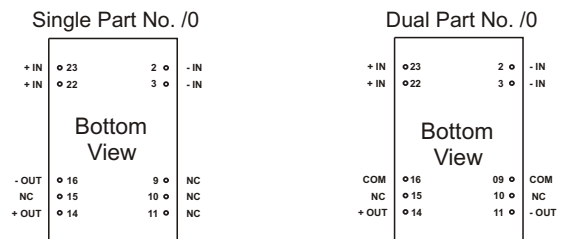
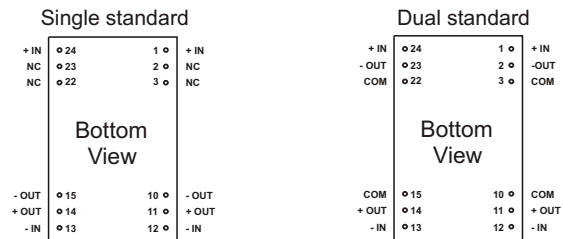
Part - No. Single	Input Voltage DC	Output Voltage DC	Output Current	Part - No. Dual	Input Voltage DC	Output Voltage DC	Output Current
CRW3-1205	6V - 18V	5V	600mA	CRW3-1205D	6V - 18V	± 5V	±300mA
CRW3-1212		12V	250mA	CRW3-1212D		±12V	±125mA
CRW3-1215		15V	200mA	CRW3-1215D		±15V	±100mA
CRW3-2405	16V - 48V	5V	600mA	CRW3-2405D	16V - 48V	± 5V	±300mA
CRW3-2412		12V	250mA	CRW3-2412D		±12V	±125mA
CRW3-2415		15V	200mA	CRW3-2415D		±15V	±100mA
CRW3-4805	33V - 100V	5V	600mA	CRW3-4805D	33V - 100V	± 5V	±300mA
CRW3-4812		12V	250mA	CRW3-4812D		±12V	±125mA
CRW3-4815		15V	200mA	CRW3-4815D		±15V	±100mA

Any other output voltages available

PIN CONNECTION:

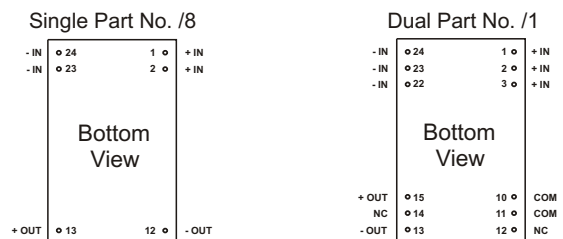


ALL DIMENSIONS IN MM
 MILLIMETERS +/- 0,25mm
 (INCHES +/- 0,01")
 All pins on a 2,54mm pitch.
 Note: NP = No pin. NC = No connection



Output capacitor 220µF is a must

- Main features:**
1. Very low input-current in zero load operations
 2. Very low R&N on both sides



Specification may be changed without notice
 please contact office for verification

We can offer EMC - Filter
 according to EN55011/22 Class B.