

1000Vdc Isolation Regulated Single Output 1 Watt Dc-Dc Converter

FEATURES:

7PIN SIP & 14PIN DIP Package

High Efficiency up to 70%

Output Regulation<1.5%

Internal SMD Construction

No External Component Required Industry Standard Pinout

Operating Temperature:-40°C TO +85°C

Specifications typical at TA=25°C, nominal input voltage and rated output current unless otherwise specified				
Part Number	Output Voltage	Output Current	Efficiency	Package Style
	Vdc	mA	%TYP	
AS1NR-XXS05H	5	100	45	H
AS1NR-XXS09H	9	100	55	H
AS1NR-XXS12H	12	84	55	H
AS1NR-XXS15H	15	67	60	H
AS1NR-XXS05G	5	100	45	G
AS1NR-XXS09G	9	100	55	G
AS1NR-XXS12G	12	84	55	G
AS1NR-XXS15G	15	67	60	G
AS1NR-XXS24G	24	42	60	G
AS1NR-XXS05J	5	100	45	J
AS1NR-XXS09J	9	100	55	J
AS1NR-XXS12J	12	84	55	J
AS1NR-XXS15J	15	67	60	J
AS1NR-XXS05K	5	100	45	K
AS1NR-XXS09K	9	100	55	K
AS1NR-XXS12K	12	84	55	K
AS1NR-XXS15K	15	67	60	K
AS1NR-XXS24K	24	42	60	K

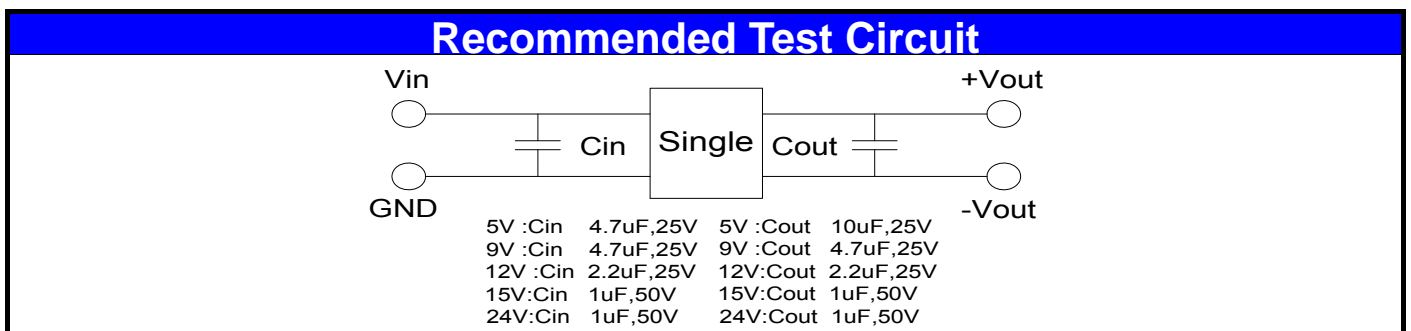
Note:1."XX" Is Input Voltage: 05=5Vdc, 09=9Vdc, 12=12Vdc, 15=15Vdc, 24=24Vdc

2. Over 24Vdc input voltage, using the 2nd or 4nd package

3. The input voltage increases, there will be an increase in efficiency.

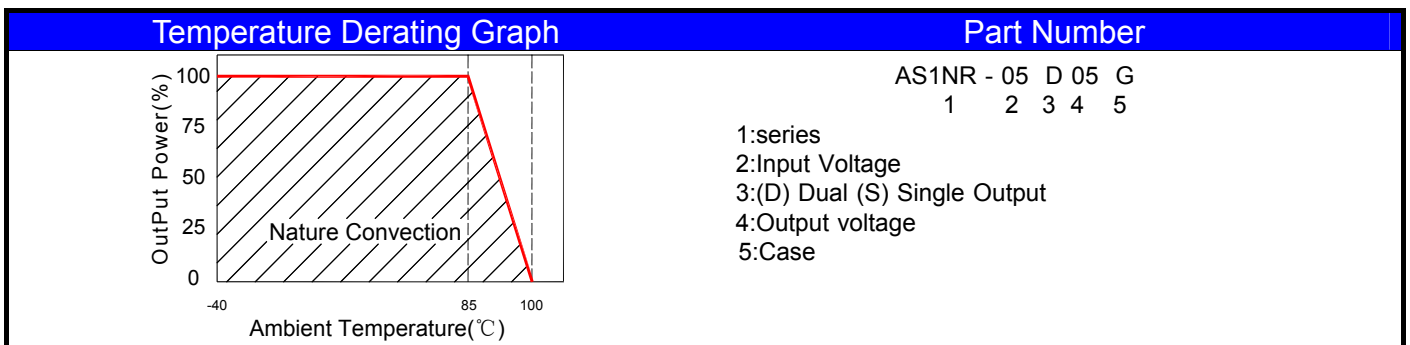
Input Specifications					
Parameters	Conditions	Min	Typ	Max	Units
Voltage Tolerance	Vo, Io Nom			±5	%
Filter	Capacitor				

Output Specifications					
Parameters	Conditions	Min	Typ	Max	Units
Voltage Tolerance	100% full load			±5	%
Short Circuit Protection	Continuous				
Line Regulation	For 1.0% OF Vin		0.25		%
Load Regulation	10% To 100% F.L			1.5	%
Ripple & Noise	BW=DC To 20MHz			100	mVp-p
Transient response setting time	50% load step change		350		us

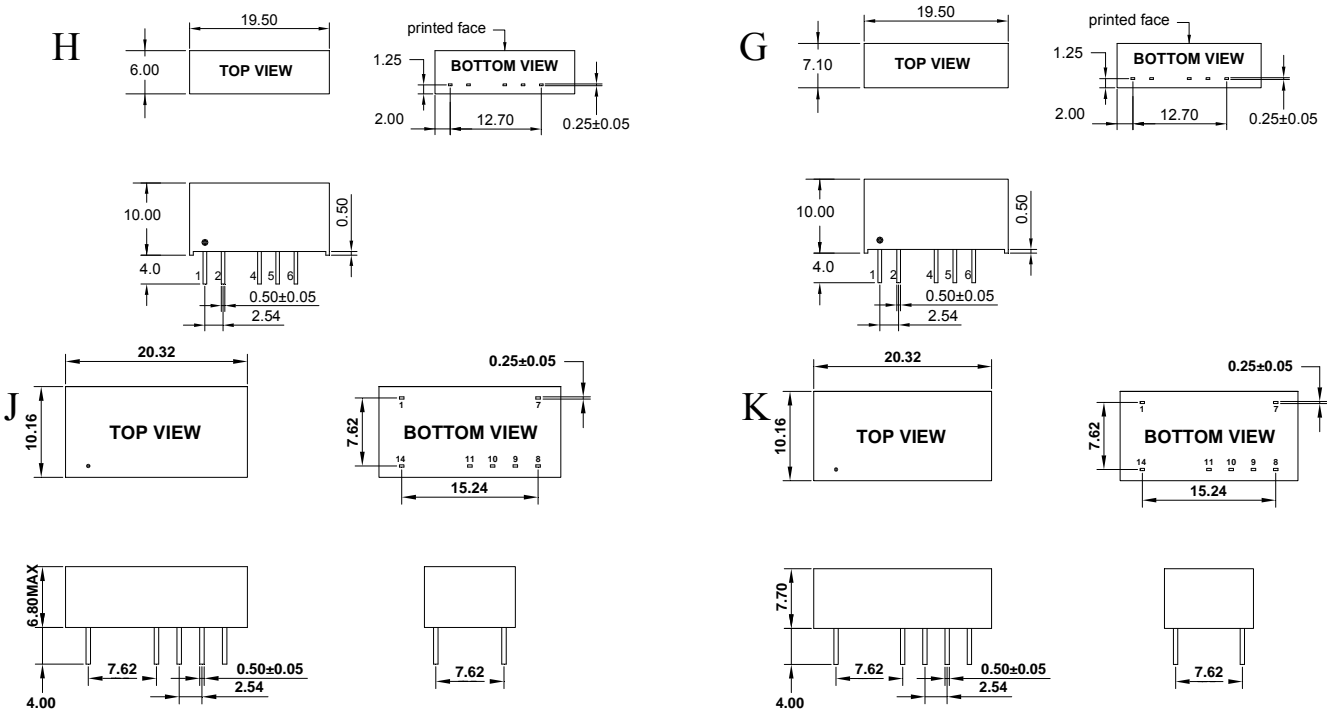


1000Vdc Isolation Regulated Single Output 1 Watt Dc-Dc Converter

General Specifications					
Parameters	Conditions	Min	Typ	Max	Units
Isolation Resistance	500Vdc	1000			MΩ
Switching Frequency	Full load,nominal input		100		KHz
Operating Temperature		-40		85	°C
Humidity	Non Condensing			95	%
Cooling	Free air Convection				
Case material	DAP				
MTBF	MIL-HDBK-217F@25°C	1500000			Hours
Weight	Package 1/2/3/4		2.1/2.7/2.3/3.0		g
Dimensions	Package H		19.50x6.00x10.00		mm
Dimensions	Package G		19.5x7.10x10.00		mm
Dimensions	Package J		20.32x10.16x6.80		mm
Dimensions	Package K		20.32x10.16x7.70		mm



Markings and dimensions



Unit:mm Unless otherwise specified, all tolerances are ±0.25

PIN Connection											
PIN	1	2	4	5	6	7	8	9	10	11	14
7PIN	+Vin	-Vin	-Vout	CTRL	+Vout						
14PIN	-Vin					NC	NC	+Vout	CTRL	-Vout	+Vin