



TAI-SAW TECHNOLOGY CO., LTD.

No. 3, Industrial 2nd Rd., Ping-Chen Industrial District,
Taoyuan, 324, Taiwan, R.O.C.

TEL: 886-3-4690038 FAX: 886-3-4697532

E-mail: tstsales@mail.taisaw.com Web: www.taisaw.com

Approval Sheet For Product Specification

Issued Date:

Product Name: SAW Filter 139MHz

TST Parts No.: TA139E1

Customer Parts No.: _____

Company: _____
Division: _____
Approved by : _____
Date: _____

Checked by: _____ YJ Tien

Approval by: _____ Vincent Lee

Date: _____ 3.12.2003



TAI-SAW TECHNOLOGY CO., LTD.

No. 3, Industrial 2nd Rd., Ping-Chen Industrial District,
Taoyuan, 324, Taiwan, R.O.C.

TEL: 886-3-4690038 FAX: 886-3-4697532

E-mail: tstsales@mail.taisaw.com Web: www.taisaw.com

SAW Filter 139 MHz
MODEL NO.: TA139E1

REV. NO.:2

A. MAXIMUM RATING:

1. Input Power Level: 0 dB
2. DC voltage: 10 V.
3. Storage Temperature: -40°C to +85 °C.
4. Operating Temperature: -10 °C to +50 °C

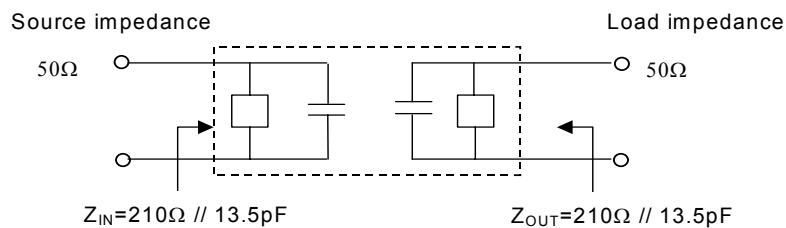


B. ELECTRICAL CHARACTERISTICS:

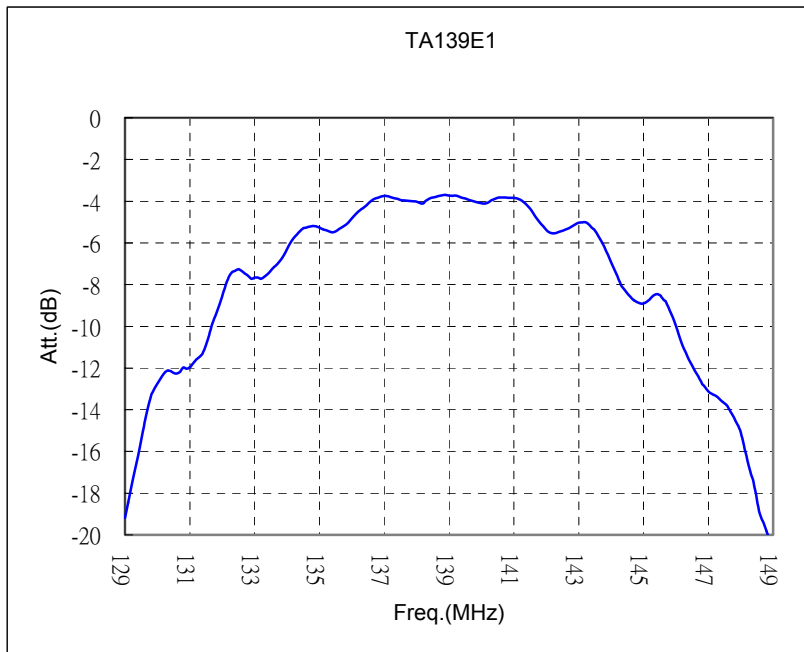
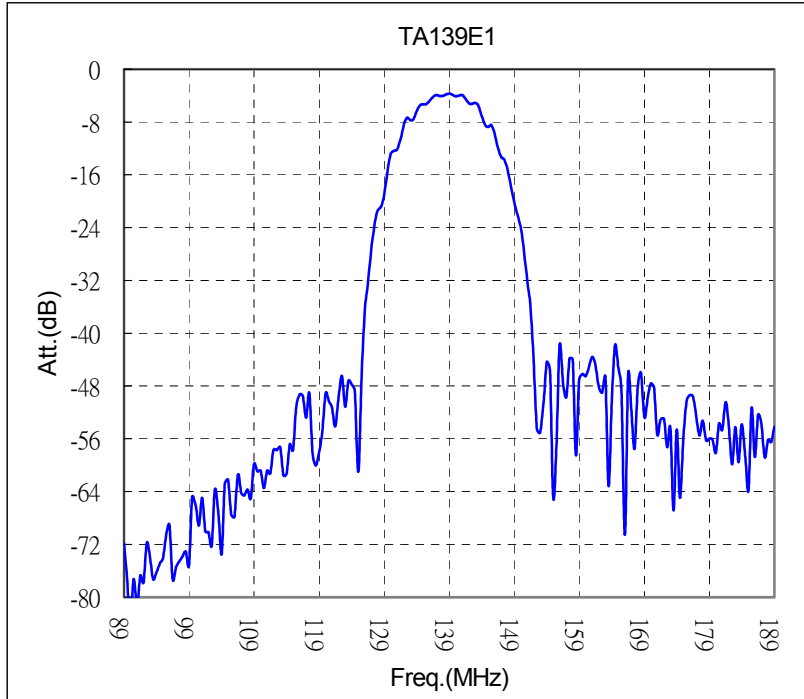
Characteristic	Units	Minimum	Typical	Maximum
Center frequency, F_0	MHz	-	139	-
Insertion Loss, $IL (F_C \pm 4 \text{ MHz})$	dB	-	-	6.5
Attenuation (Reference level from 0 dB)	dB			
$F_C - 100\text{MHz to } -38.8\text{MHz}$	dB	50	-	-
$F_C + 38.8\text{MHz to } + 100\text{MHz}$	dB	42	-	-
Input/Output Impedance at F_C	$\Omega \parallel \text{pF}$	$Z_{in}: 210 \parallel 13.5 ; Z_{out} = 210 \parallel 13.5$		

Note1. The standard definitions is in JIS C 6703

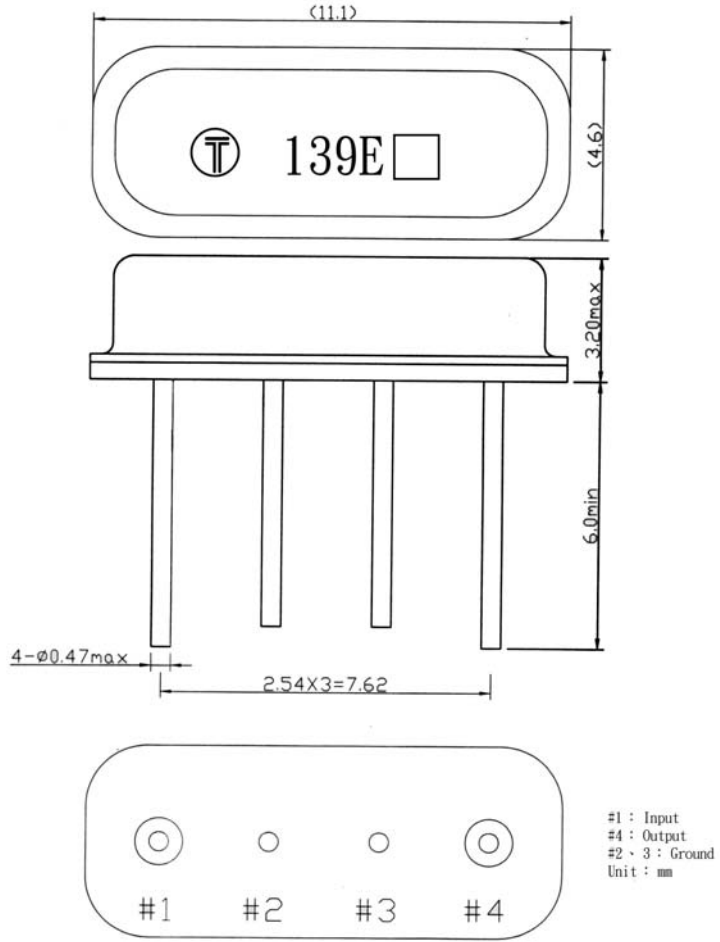
Note2.



C.FREQUENCY CHARACTERISTICS:



D. OUTLINE DRAWING:



E. TEST CIRCUIT

